


SAEZ

CRANES

14
S46 4T

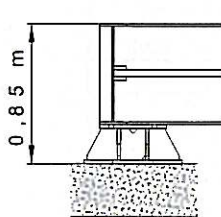
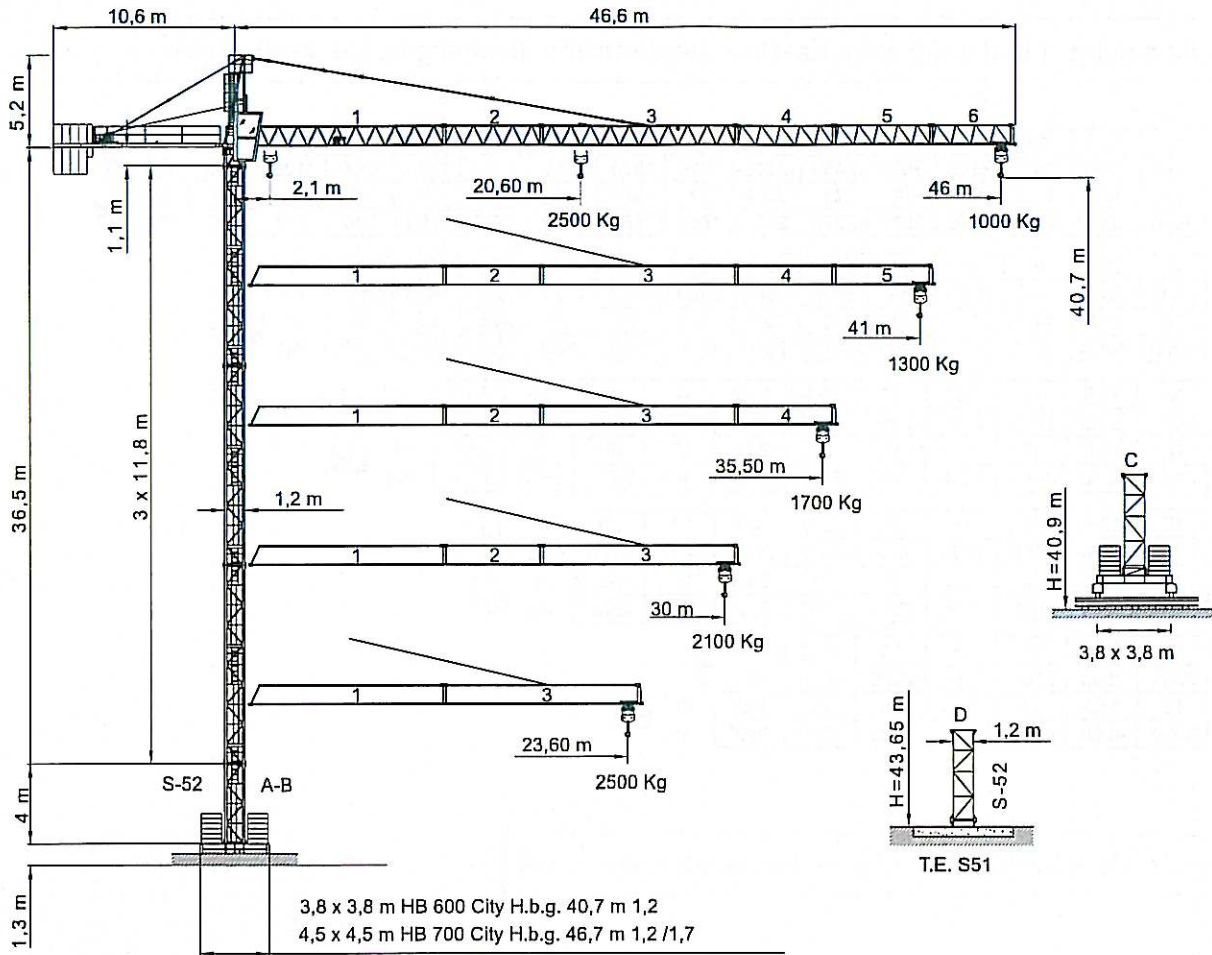


S46 4T

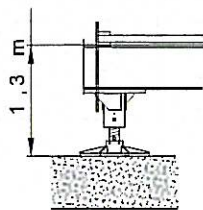
DIN/FEM 
UNE 58-101-92 FEM 1001-87
According to EC 98/37 instruction

Windzone A-B / DIN 15019
Viento max. fuerza de servicio 150km/h
Maximun wind speed out of service 150 km/h
Maximale windstärke, ohne Betrieb 150 km/h
Vent maximum, hors service 150 km/h
Vento max, fuori di servizio 150 km/h

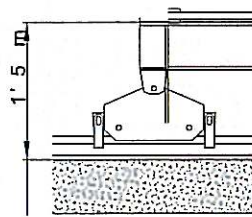
Sáez cranes



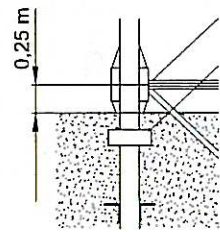
A



B



C



D

Bloque de contrapeso
Counterweight blocks
Gegengewichtsblöcke
Bloc de contrepoid
Blocco di contrappeso

	46 m			41 m			35,5 m			30 m			23,6 m		
	A	B	C	A	B	C	A	B	C	A	B	C	A	B	C
	4	-	1	3	1	-	3	-	1	3	-	-	2	-	1
	10050 Kg			8300 Kg			7750 Kg			6900 Kg			5450 Kg		

Curvas de cargas, Load diagrams, Lastkurven, Courbes de charges, Curve di carico

46 m 	12	13,5	15	18	20,6	21	23,6	27	30	33	35,5	39	41	43	46	m	
	2500	2500	2500	2500	2500	2460	2110	1840	1630	1560	1420	1300	1200	1100	1000	Kg	
	12	12,8	13,5	15	18	21	23,6	27	30	33	35,5	39	41	43	46	m	
	4000	4000	3500	2970	2580	2270	2030	1750	1550	1360	1220	1050	980	920	850	Kg	
41 m 	12	13,5	15	18	21	23,6	23,8	27	30	33	35,5	39	41	m			
	2500	2500	2500	2500	2500	2500	2500	2180	1930	1730	1560	1420	1300	Kg			
	12	13,5	14,5	15	18	21	23,6	27	30	33	35,5	39	41	m			
	4000	4000	4000	3760	3060	2670	2370	2030	1800	1580	1450	1250	1150	Kg			
35,5 m 	12	13,5	15	18	21	23,6	25,7	27	30	33	35,5	m					
	2500	2500	2500	2500	2500	2500	2500	2370	2110	1890	1700	Kg					
	12	13,5	15	15,2	18	21	23,6	27	30	33	35,5	m					
	4000	4000	4000	4000	3150	2760	2460	2170	1890	1690	1550	Kg					
30 m 	12	13,5	15	18	21	23,6	26,5	27	30	m							
	2500	2500	2500	2500	2500	2500	2500	2500	2100	Kg							
	12	13,5	15	15,4	18	21	23,6	27	30	m							
	4000	4000	4000	4000	3240	2750	2550	2260	2000	Kg							
23,6 m 	12	13,5	15	18	21	23,6	m										
	2500	2500	2500	2500	2500	2500	Kg										
	12	13,5	15	15,6	18	21	23,6	m									
	4000	4000	4000	4000	3800	3180	2650	Kg									

Mecanismos, Mechanisms, Antriebe, Mécanismes, Meccanismi

* 25 Hp (18,5 Kw) 3V
H.B.G. 84 S/R Ø10mm

	240 m	m/min	8	31	62	4	16	31
		Kg	2500	2500	1500	4000	4000	2600
		Kw	18,5	18,5	18,5	18,5	18,5	18,5
	m/min	30 / 60			30 / 60			
	Kw	1,1 / 1,8			1,1 / 1,8			
	r.p.m	0,3	0,6	0,9	0,3	0,6	0,9	
	Kw	5,5			5,5			
	m/min	20			20			
	Kw	2 x 2,2			2 x 2,2			

* 25 Hp (18,5 Kw) INV
H.B.G. 94 S/R Ø10mm

	265 m	m/min	8	31	62	4	16	31
		Kg	2500	2500	1500	4000	4000	2600
		Kw	18,5	18,5	18,5	18,5	18,5	18,5

- * Opcional / Optional / Opzionale /
- Elevación / Hoisting / Heben / Levage / Sollevamento
- Distribución / Trolleying / Katzfahren / Distribution / Distribuzione
- Orientación / Slewing / Schwenken / Orientation / Rotazione
- Traslacion / Travelling / Schienenfahren / Translation / Traslazione

15 Hp (11Kw) 3V
H.B.G. 84 S/R Ø10mm

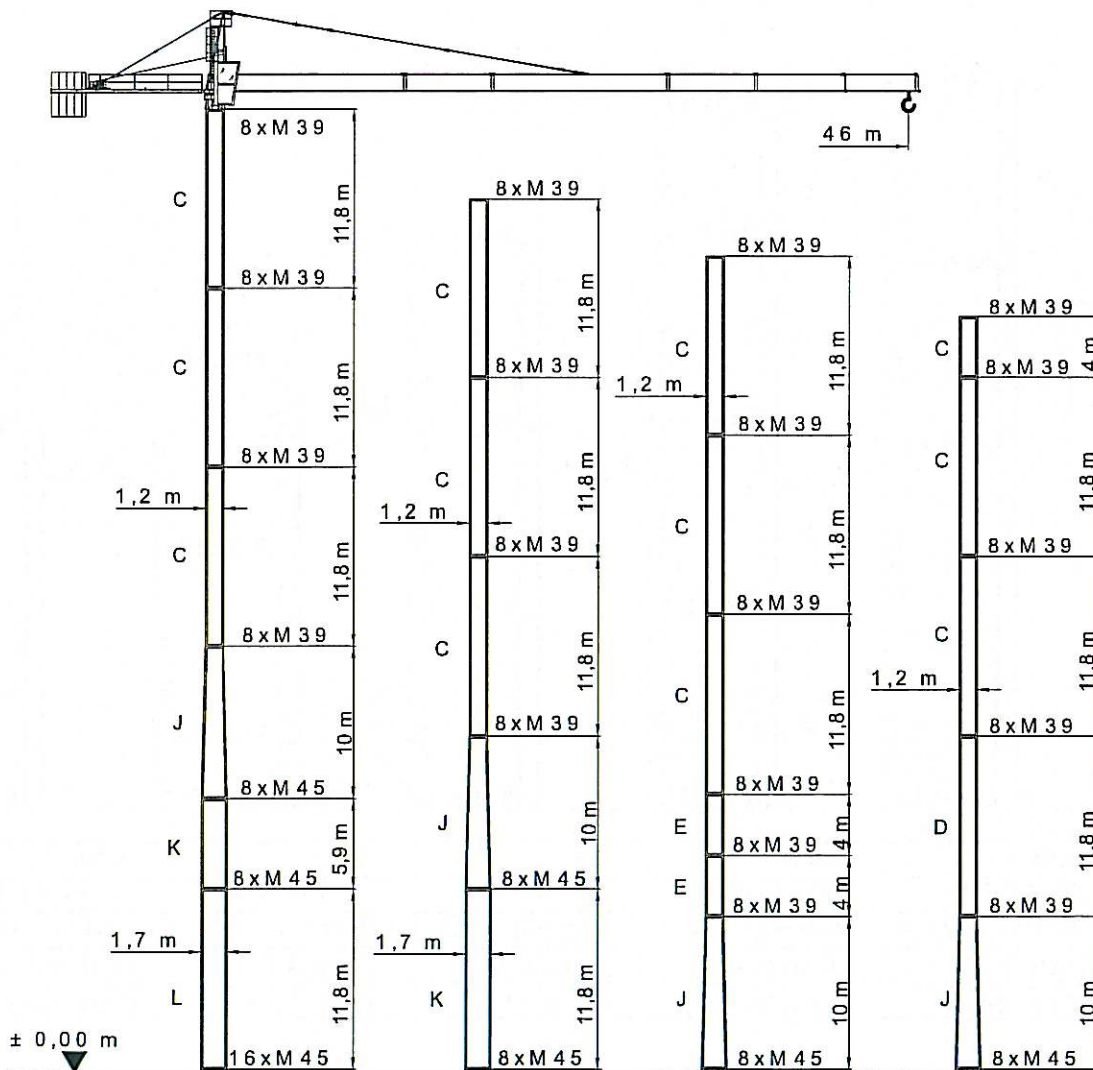
	240 m	m/min	8	29	58	4	15	30
		Kg	2500	2500	1000	4000	4000	2500
		Kw	11,5	11,5	11,5	11,5	11,5	11,5

	25 m	50 m	100 m
15 Hp (11,5 KW) 3V	4 x 16 mm ²	4 x 16 mm ²	4 x 25 mm ²
25 Hp (18,5 KW) 3V	4 x 25 mm ²	4 x 25 mm ²	4 x 25 mm ²
25 Hp (18,5 KW) INV	4 x 25 mm ²	4 x 25 mm ²	4 x 25 mm ²

	400 V 50 Hz	* 380 V 60 Hz	* 25 Hp (18,5 Kw) 31 Kw / 120 kVA 15 Hp (11,5 Kw) 3V 24 Kw / 90 kVA
--	----------------	------------------	--

Windzone A-B / DIN 15019
Mástil / Reacciones
Masts / Reactions
Maste / Eckdrücke
Mat / Réactions
Torre / Reazioni

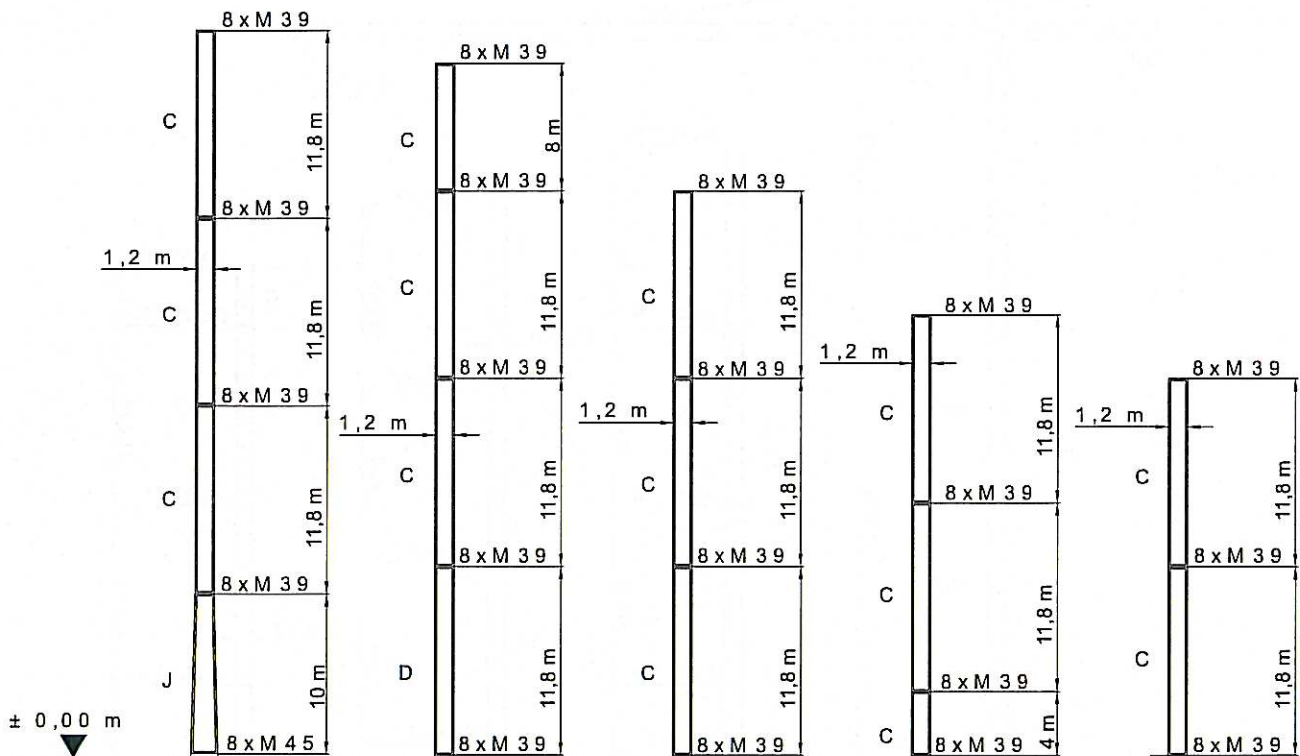
C: TORRE S/TL 36-41-46-40-45 1.20 M39/M39 8/8
D: TORRE S/TL 50-52 1.20 M39/M39 8/8
E: TORRE TL 55 1.20 M39/M39 8/8
J: CAMPANA S17 10m 1.20/1.70 M39/M45 8/8
K: TORRE S17 1.70 M45 8/8
L: TORRE S17 1.70 M45 16/8



S 60R /16	S 60/8	S 60/8	S 60/8
H : 63,4 m	H : 57,5 m	H : 53,7 m	H : 49,7 m
P (t) : 42	P (t) : 38,4	P (t) : 36,1	P (t) : 30,1
T (t) : 9,8	T (t) : 9,1	T (t) : 7,3	T (t) : 6,6
M (t·m) : 330	M (t·m) : 322	M (t·m) : 248	M (t·m) : 211,6

Windzone A-B / DIN 15019
 Mástil / Reacciones
 Masts / Reactions
 Maste / Eckdrücke
 Mat / Réactions
 Torre / Reazioni

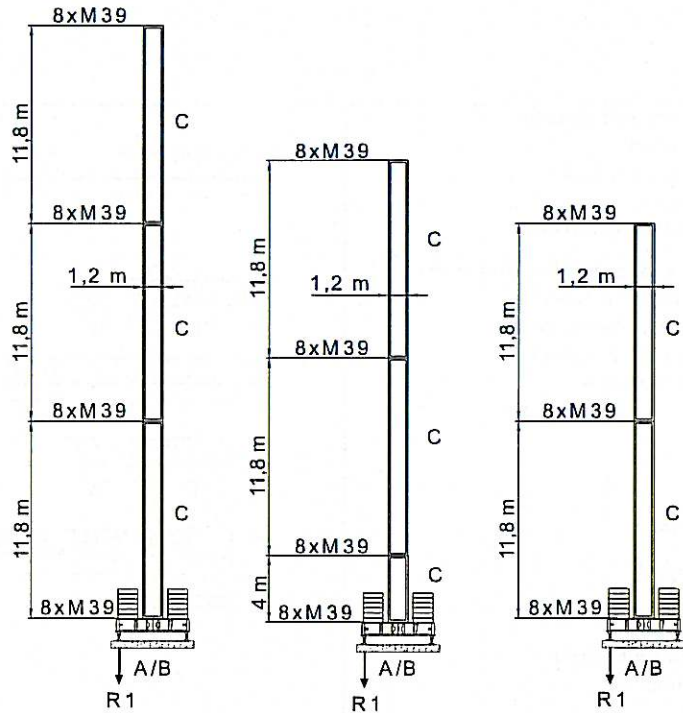
C: TORRE S/TL 36-41- 46 - 40 - 45 1.20 M39/M39 8/8
 D: TORRE S/TL 52 - 50 1.20 M39/M39 8/8
 J: CAMPANA S17 10m 1.20/1.70 M39/M45 8/8



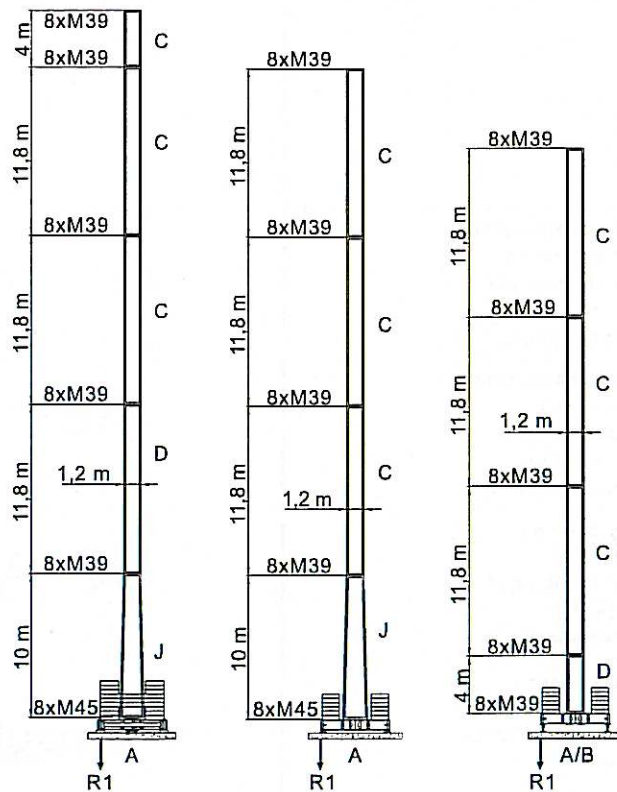
S 60/8	S 51	S 51	S 51	S 51
H: 45,7 m	H: 43,65 m	H: 35,65 m	H: 27,85 m	H: 23,85 m
M (t.m): 146,4	M (t.m): 137,7	M (t.m): 74,2	M (t.m): 49,7	M (t.m): 42,1
T (t): 6,3	T (t): 6,4	T (t): 5,7	T (t): 4,9	T (t): 3,5
P (t): 28,9	P (t): 26,4	P (t): 24,5	P (t): 23,9	P (t): 23,2

Windzone A-B / DIN 15019
 Bloque lastre de base
Base ballast block
 Grundballastblöcke
Bloc de lest de base
 Blocco di zavorra alla base

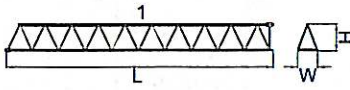
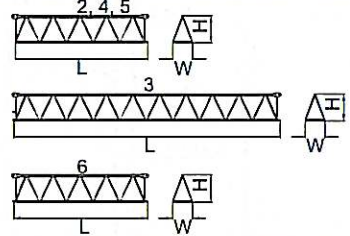
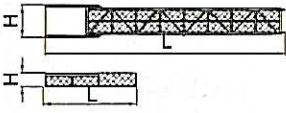
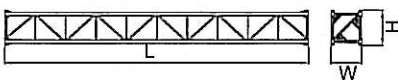
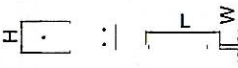
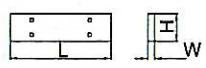
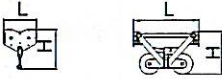

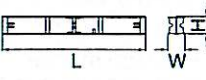
C: TORRE S/TL 36-41 - 46 - 40 - 45 1.20 M39/M39 8/8
 D: TORRE S/TL 52 - 50 1.20 M39/M39 8/8
 J: CAMPANA S17 10m 1.20/1.70 M39/M45 8/8

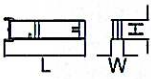
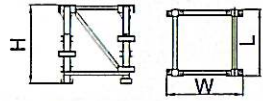


H(m): 36,4	H(m): 28,6	H(m): 24,6
3,8 X 3,8 m 1,2 H.B 600	3,8 X 3,8 m 1,2 H.B 600	3,8 X 3,8 m 1,2 H.B 600
LASTRE: 53 Tn	LASTRE: 53 Tn	LASTRE: 45,6 Tn
R1= 41,47 Tn	R1= 35,58 Tn	R1= 31,25 Tn



H(m): 50,6	H(m): 46,5	H(m): 40,4
4,5 x 4,5 m - 1,7 - HM 700	4,5 x 4,5 m - 1,2 / 1,7 - HB 700	3,8 X 3,8 m 1,2 HB 600
LASTRE: 98,8 Tn	LASTRE: 72,6 Tn	LASTRE: 60,8 Tn
R1= 81,83 Tn	R1= 60,47 Tn	R1= 51,86 Tn

		L(m)	W(m)	H(m)	Peso(Kg)	
Pluma tramo primero / Jib heel section Ausleger-Anlenkstück / Pied de flèche Settore articolato di braccio		1	11,85	1,04	1,30	982
Elemento intermedio de pluma Intermediate jib section / Ausleger-Zwischenstück Elément interm. de flèche / Spezzone di braccio		2 3 4 5 6	5,94 11,74 5,94 5,94 5,14	0,95 0,95 0,95 0,95 0,95	1,22 1,32 1,22 1,22 1,22	450 915 328 310 238
Contrapluma / Counter-jib / Gegenausleger / Contre-flèche / Controbraccio.			9,28 4,05	0,22 0,23	1,2 0,525	1023 88
Elemento de torre / Tower section Turmstück / Elément de mât / Elemento di torre		C C C C D D D D E E E E J K K K L	11,8 8,0 5,9 4,0 11,8 8,0 5,9 4,0 11,8 8,0 5,9 4,0 10 11,8 5,9 3 11,8	1,2 1,2 1,2 1,2 1,2 1,2 1,2 1,2 1,2 1,2 1,2 1,2 1,85 1,85 1,85 1,85 1,85	1,38 1,38 1,38 1,38 1,38 1,38 1,38 1,38 1,38 1,38 1,38 1,38 1,38 1,38 1,85 1,85 1,85 1,85 1,85	2520 1870 1348 1050 3017 2075 1560 1100 3782 2654 2090 1527 3520 4600 2472 1425 5520
Bloque de contrapeso / Counterweight blocks Gegengewichtsblöcke / Bloc de contrepoids Blocco di contrappeso		A B C	2,94 2,94 1,70	0,30 0,18 0,18	1,25 1,25 1,25	2300 1400 850
Bloque lastre de base / Base ballast block Grundballastblöcke / Bloc de lest de base Blocco di zavorra alla base			4,4	1,2	0,3	3800
Gancho y Carro / Hook and Trolley Lasthaken - Laufkatze / Crochet - Chariot Gancio e Carrello			0,75 0,96	0,12 1,10	1,40 0,62	104 118
Cabeza de torre / Tower head Turmspitze / Porte - flèche Testa di torre			6,5	1,8	1,7	2854
Viga principal base / Main base beam Hauptträger für fundamentkreuz Poutre de châssis de base Trave principale della base			5,72	0,67	0,65	1560

		L(m)	W(m)	H(m)	Peso(Kg)
Semiviga secundaria base / Half base beam Halbträger für fundamentkreuz semipoutre de châssis de base Semitrave secundaria della base		2,77	0,45	0,665	800
Elemento de empotre / Foundation anchor / Fundamentanker / Élément de scellement / El annegare		S51 1,2 S52R 1,2 S60/8 1,85 S60R/16 1,85	1,38 1,38 1,85 1,85	1,42 1,42 1,6 1,6	496 594 956 1108

ESPECIFICACIONES SUJETAS A MODIFICACIONES SIN PREVIO AVISO.

Specifications subject to modification without notice.
 Obiges kann ohne berstaendigung geaendert werden.
 Specifications susceptibles de modification sans avis préalable.
 Specifiche suscettibili di variazioni senza preavviso.

DECLINAMOS TODA RESPONSABILIDAD DERIVADA DE LA INFORMACION PROPORCIONADA.

This information is supplied without liability.
 Sämtliche Angaben erfolgen ohne Gewähr.
 Ces renseignements sont sans garantie.
 Le indicazioni contenute si intendono salvo errori ed omissioni.