

Curvas de cargas- Load diagrams- Lastkurven- Courbes de charges- Curve di carico
График грузоподъёмности

50 m	18	20	24	25	26	28	30	33	35	37	39	40	43	45	48	50	m	
	2500	2500	2500	2500	2500	2383	2181	1929	1786	1660	1548	1496	1357	1275	1165	1100	Kg	
	9	13,60	15	15,5	18	21	24	27	30	33	35	38	40	43	45	48	50	
5000	5000	4773	4574	3770	3092	2603	2233	1944	1712	1581	1412	1314	1186	1111	1010	950	Kg	
18	20	24	25	26	26,5	28	30	33	35	37	39	40	43	45	m			
2500	2500	2500	2500	2500	2500	2424	2220	1964	1819	1691	1577	1525	1383	1300	Kg			
9	13,9	15	16,5	18	21	24	27	30	33	35	38	40	43	45	m			
5000	5000	4905	4336	3877	3182	2680	2301	2005	1766	1632	1459	1359	1227	1150	Kg			
18	20	24	25	26	28	29	30	33	35	37	39	40	m					
2500	2500	2500	2500	2500	2500	2500	2458	2179	2021	1881	1757	1700	Kg					
9	12	15,2	18	18,5	21	24	27	30	33	35	38	40	m					
5000	5000	5000	4338	4190	3568	3013	2593	2265	2001	1852	1660	1550	Kg					
18	20	24	25	26	28	29	30	33	35	m								
2500	2500	2500	2500	2500	2500	2500	2433	2156	2000	Kg								
9	12	15,3	18	18,5	21	24	27	30	33	35		m						
5000	5000	5000	4140	4184	3563	3009	2589	2262	1998	1850	Kg							
18	20	24	25	26	26,9	28	30	m										
2500	2500	2500	2500	2500	2500	2402	2200	Kg										
9	14,2	15	17,5	18	21	24	27	30		m								
5000	5000	5000	4102	3957	3248	2737	2351	2050	Kg									

Bloque de contrapeso- Counterweight blocks- Gegengewichtsblöcke-
Bloc de contrepoid- Blocco di contrappeso - Плиты противовеса

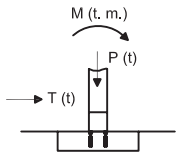
	50 m		45 m			40 m		35 m		30 m	
	A	B	A	B	C	A	B	A	B	A	B
	3	2	3	1	1	3	1	2	2	2	1
	9700 Kg		9150 Kg			8300 Kg		7400 Kg		6000 Kg	

Mecanismos- Mechanisms- Antriebe- Mécanismes- Meccanismi - Приводы

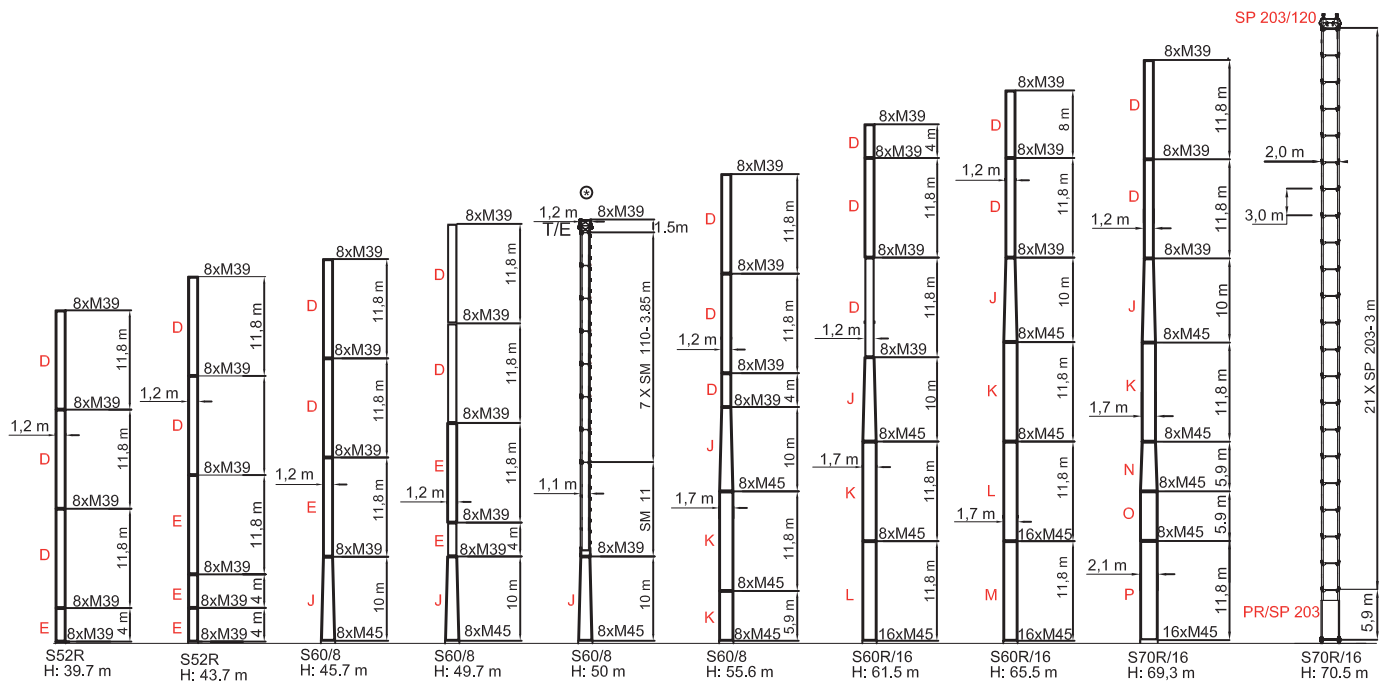
(SF19)25 Hp (18,5 Kw) 3V 400V / 50HZ H.B.G. 84 S/R Ø10mm										
	240 m	m/min	8	31	62	4	16	31		
		Kg	2500	2500	1250	5000	5000	2500		
		Kw	18,5	18,5	18,5	18,5	18,5	18,5		
		m/min	30 / 60			30 / 60				
		Kw	1,1 / 1,8			1,1 / 1,8				
		r.p.m	0,3	0,6	0,9	0,3	0,6	0,9		
		Nm	65			65				
		m/min	20			20				
		Kw	2 x 2,2			2 x 2,2				
* (SF24INV)33 Hp (24 Kw) 400V / 50HZ - 60HZ H.B.G. 120 S/R Ø10mm										
	320 m	m/min	40	60	80	20	30	40		
		Kg	2500	2500	1250	5000	5000	2500		
		Kw	24	24	24	24	24	24		
	2000/14/CEE 2005/88/CEE		400 V 50 Hz	* 460 V 60 Hz	25 Hp (18,5 Kw) 31 Kw / 120 kVA		25 m	50 m	100 m	
					33 Hp (24Kw) INV 40 Kw / 160 kVA		25 Hp (18,5 KW) 3V	4 x 25 mm ²	4 x 25 mm ²	4 x 25 mm ²
							33 Hp (24 KW) INV	4 x 25 mm ²	4 x 25 mm ²	4 x 25 mm ²

- * Opcional / Optional / Opzionale /
- Elevación / Hoisting / Heben / Levage / Sollevamento
- Distribución / Trolleying / Katzfahren / Distribution / Distributions
- Orientación / Slewing / Schwenken / Orientation / Rotazione
- Traslacion / Travelling / Schienenfahren / Translation / Traslazione

FEM 1005-C25-D25 / EN 14439- Mástil / Reacciones- Masts / Reactions- Maste / Eckdrücke-
Mat / Réactions- Torre / Réazioni / Реакции - Комплектация башни



- D:** TORRE S/TL 52-50 1.20 M39/M39 8/8
- E:** TORRE TL 55 1.20 M39/M39 8/8
- J:** CAMPANA S17 10m 1.20/1.70 M39/M45 8/8
- K:** TORRE S17 1.70 M45 8/8
- L:** TORRE S17 1.70 M45 16/8
- M:** TORRE S17 1.70 M45 16/16

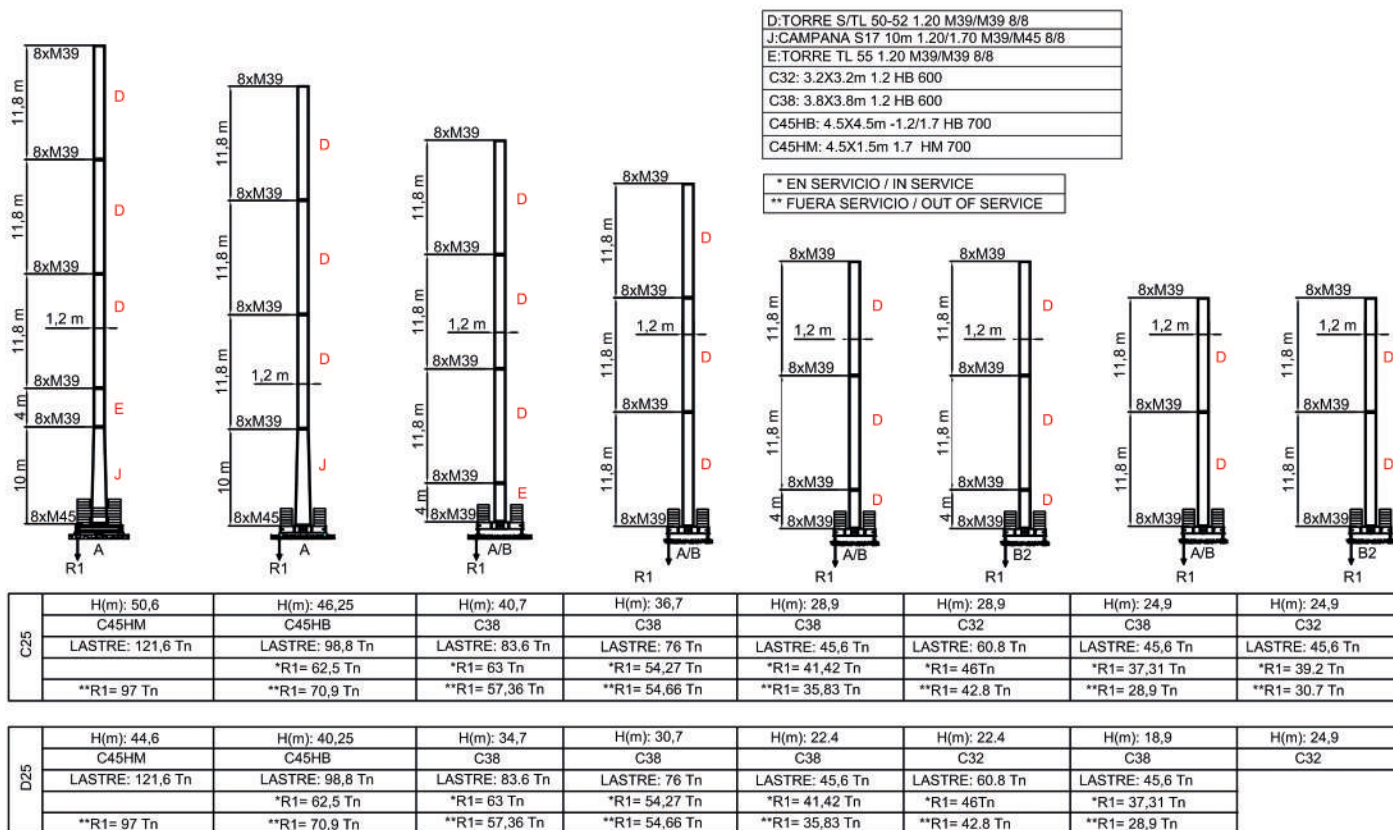


C25	H (m)	23.8	35.6	39.7	43.7	45.7	49.7	55.6	61.5	65.5	69.3
	M (T·m)	110	172.3	215.7	282	294	352.5	441.4	548.5	585	605
	T (t)	4.6	7.1	7.9	8.7	9.2	10.3	11.7	13.2	13.5	15
	P (t)	33.5	30.1	31.4	32.5	33.1	35.2	38.8	42.1	45.4	49
D25	H (m)	23.8	31.6	33.7	39.7	41.7	43.7	47.6	51.5	55.5	57.3
	M (T·m)	126.5	172.3	215.7	282	294	352.5	441.4	548.5	585	605
	T (t)	5.2	7.1	7.9	8.7	9.2	10.3	11.7	13.2	13.5	15
	P (t)	40.8	30.1	31.4	32.5	33.1	35.2	38.8	42.1	45.4	49



Consultarnos-Consultateci-Consult us-Nous consulter-Auf anfrage
Другие высоты подъема и наращивание крана по запросу

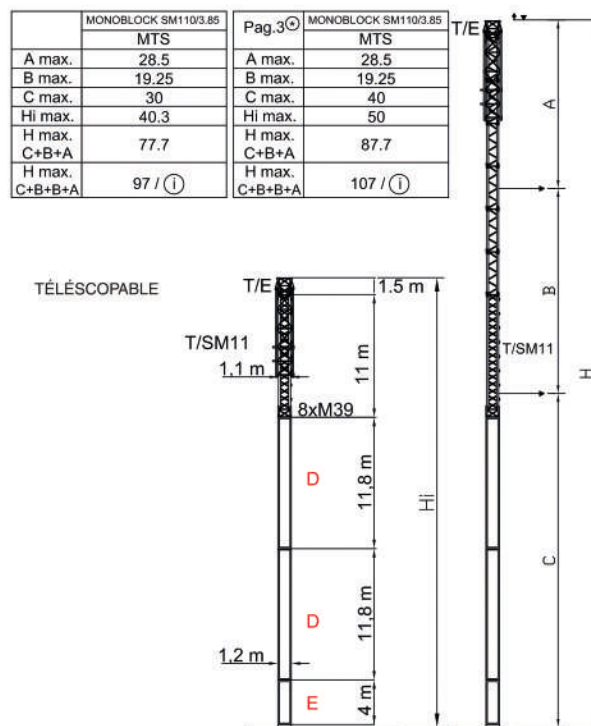
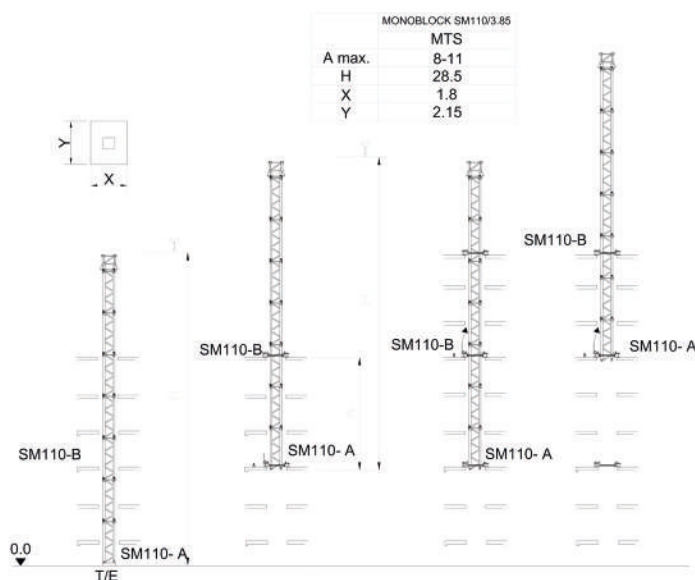
FEM 1005-C25 / EN 14439- Bloque lastre de base- Base ballast block- Grundballastblöcke - Bloc de lest de base- Blocco di zavorra alla base - Балласты опорной рамы



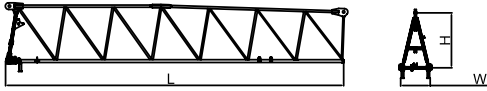
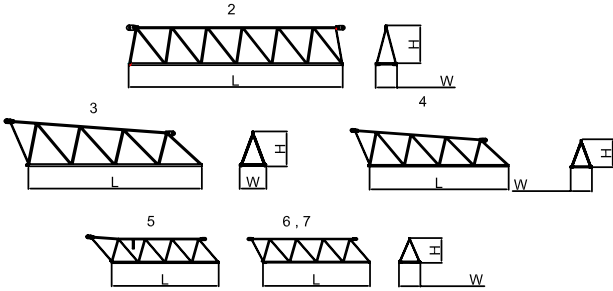
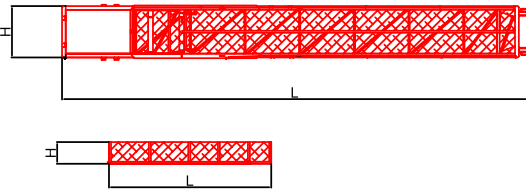

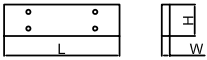
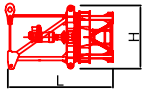
Proceso de trepado- External climbing- Kletterkrane- Telescopable- Sopralzo idraulico - Процесс наращивания крана

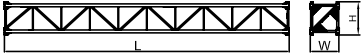
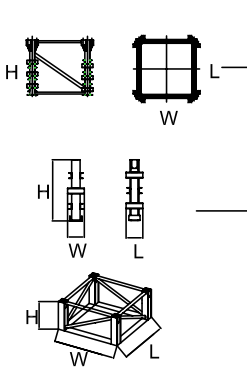


TREPADO INTERNO / BOTTOM CLIMBING CRANE / KLETTERRANE IM GEBÄUDE / TÉLESCOPAGE SUR DALLES / GRU CLIMBING / ВНУТРЕННИЙ ПРОЦЕСС ТЕЛЕСКОПИРОВАНИЯ

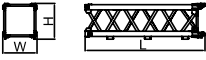
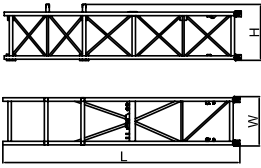
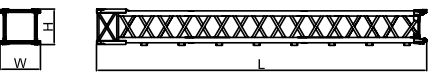
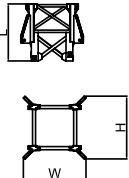
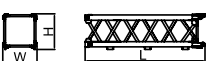
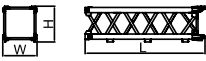
C25-TREPADO EXTERNO / EXTERNAL CLIMBING / GEANKERTER KRAN / GRUE ANCRÉE / GRU ANCORATA / ВОСХОЖДЕНИЕ Экстерно

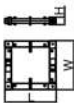
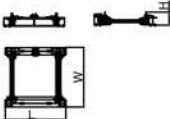
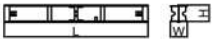

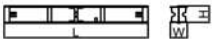

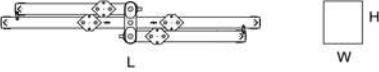
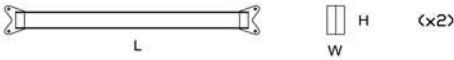


Dimensiones y transporte-Dimensions and transport - Abmessungen und Transport-Dimensions et des transporte - Dimensioni e trasporti - Размеры и транспорта

	L(m)	W(m)	H(m)	Peso(Kg)	
<p>Pluma tramo primero / First jib section/Ausleger-Anlenkstück / Pied de flèche /Settore articolato di braccio / Корневая секция стрелы 1</p> 	1	11.74	1	1.7	1544
<p>Elemento intermedio de pluma/Intermediate jib section / Ausleger-Zwischenstück /Élément intern. de flèche / Spezzone di braccio / Промежуточная секция стрелы</p> 	2	11.7	1	1,7	1064
	3	6.5	1	1,3	502
	4	5	1	1,16	312
	5	5	1	1,16	262
	6	5	1	1,16	206
	7	5	1	1,16	154
<p>Contrapluma / Counter-jib/Gegenausleger / Contre-flèche/Controbraccio / Консоль противовеса</p> 		11.49	0.28	1.28	1502
		4.05	0.30	0.58	96
<p>Bloque de contrapeso / Counterweight blocks/Gegengewichtsblöcke / Bloc de contrepoids /Blocco di contrappeso / Плита противовеса</p> 	A	2,94	0,30	1,25	2300
	B	2,94	0,18	1,25	1400
	C	1,70	0,18	1,25	850
<p>Bloque lastre de base / Base ballast block/Grundballastblöcke / Bloc de lest de base /Blocco di zavorra alla base / Плиты балласта опорной рамы</p> 		4,4	1,2	0,3	3800
<p>Cabeza de torre / Tower head/Turmspitze / Porte - flèche/Testa di torre / Оголовок башни</p> 		2.94	1.8	1.7	2998

	L(m)	W(m)	H(m)	Peso(Kg)
Elemento de torre / Tower section/Turmstück / Elément de mât				
Elemento di torre / Башенные секции				
				
D	11,8	1,2	1,38	3017
D	8	1,2	1,38	2075
D	5,9	1,2	1,38	1560
D	4	1,2	1,38	1100
E	11,8	1,2	1,38	3782
E	8,0	1,2	1,38	2654
E	5,9	1,2	1,38	2090
E	4,0	1,2	1,38	1527
J	10	1,85	1,38	3520
K	11,8	1,85	1,85	4600
K	5,9	1,85	1,85	2472
K	3	1,85	1,85	1425
L	11,8	1,85	1,85	5520
M	11,8	1,85	1,85	5670
N	5,9	2,27	2,27	3500
O	11,8	2,27	2,27	5044
O	5,9	2,27	2,27	2640
O	3	2,27	2,27	1545
P	11,8	2,27	2,27	5700
Q	11,8	2,27	2,27	5900
X	6	2,27	2,29	4000
T	6	2,27	2,29	4300
U	6	2,31	2,34	5910
Z	6	2,61	2,34	5980
Elemento de empotre / Foundation anchor / Fundamentanker / Pieds de scellement /				
El anegare / Анкерные крепления				
				
S51	1,2	1,38	1,42	496
S52R	1,2	1,38	1,42	594
S60/8	1,85	1,85	1,6	956
S60R/16	1,85	1,85	1,6	1108
S70/8	2,28	2,28	1,6	1122
S70R/16	2,28	2,28	1,6	1274
S75R8/20	0,35	0,35	1,6	1200
S75R16/22	0,50	0,50	2	2840
S75R16/26	0,50	0,50	2,4	3160
S75R24/26	0,50	0,50	2,4	3400
DIMA	2,31	2,34	0,8	1650
Gancho y Carro / Hook and Trolley/Lasthaken - Laufkatze / Crochet - Chariot				
Gancio e Carrello / Крюк и грузовая тележка				
				
	0,75	0,12	1,4	164
	0,96	1,10	0,62	184
Cabina y soporte / Cabin and platform / Kabine und wartungs / Cabine et support /				
Cabina e supporto / Кабина с основой				
				
	3,00	1,15	2,35	558

	L(m)	W(m)	H(m)	Peso(Kg)
<p>Tramo trepador SM110 / Climbing tower section / Turmstück/ Mâture télescopable / / Elemento di torre monolitico / Монтажная секция башни</p> 	4.09	1,17	1,22	1290
<p>Jaula de telescopaje SM110 / Climbing cage / Hydraulikbühne/Cage de télescopage / Gabbia di montaggio / Монтажная обойма</p> <p>Completa / Full / Vollständige/Complete / completa / полный</p> 	8.1	1,7	1,92	3840
<p>Estructura / Steel frame / Struktur/ Construction / Struttura / структура</p>				2425
<p>Hidraulico y accesorios / Hydraulic and accessories/ Hydraulik-und Zubehör hydraulique et accessoires / idrauliche ed accessori / Гидравлические и аксессуары</p>				1415
<p>Tramo de transición SM110-1.2/1.09 / Climbing connection frame / Turmstück Elément de transition / Telaio di raccordo a spinta / Переходная секция башни</p> 	11.2	1,38	1,21	3695
<p>Tramo de enlace a cabina SM110-1.09/1.2 /Climbing cage connection frame / Turmstück Elément de connection pour la cage de télescopage / Telaio di raccordo a spinta / Секция башни для соединения с кабиной</p> 	1,5	1,65	1,65	875
<p>Tramo trepador SM110 - A / Climbing tower section / Turmstück/ Mâture télescopable / / Elemento di torre monolitico / Монтажная секция башни</p> 	4.09	1,17	1,22	1900
<p>Tramo trepador SM110 - B / Climbing tower section / Turmstück/ Mâture télescopable / / Elemento di torre monolitico / Монтажная секция башни</p> 	4.09	1,17	1,22	1750

	L(m)	W(m)	H(m)	Peso(Kg)
Marco trepado externo / Tie-frame / Cadre d'encrage externe / Sopralzo con ancoraggio esterno / ВНЕШНЯЯ РАМКА ПРИСТЕЖКИ 	1.7	1.7	0.26	720
Marco trepado interno / Floor climbing frame / Cadre d'encrage interne / Sopralzo interno ВНУТРЕННЯЯ РАМКА ПРИСТЕЖКИ 	2.4	2.38	0.45	1503
Hidraulico y accesorios / Hydraulic and accessories/ Hydraulik-und Zubehör hydraulique et accessoires / idrauliche ed accessori / Гидравлические и аксессуары				1100
Viga principal base C38 / Main base beam/Hauptträger für fundamentkreuz Poutre de châssis de base/Trave principale della base / Несущая балка опорной рамы HB600 	5.72	0.67	0.65	1570
Semiviga secundaria base C38 / Half base beam/Halbräger für fundamentkreuz Semipoutre de châssis de base /Semitrave secundaria della base / Вспомогательная балка опорной рамы 	2.77	0.45	0.665	800x2
Viga principal base C45HB / Main base beam/Hauptträger für fundamentkreuz Poutre de châssis de base/Trave principale della base / Несущая балка опорной рамы HB600 	6.66	0.72	0.77	2598
Semiviga secundaria base C45HB / Half base beam/Halbräger für fundamentkreuz Semipoutre de châssis de base /Semitrave secundaria della base / Вспомогательная балка опорной рамы 	3.25	0.58	0.77	1228x2
Base Cruciforme C45HM / Crossbase C45HM / Fundamentkreuz C45HM / Châsis C45HM / Carro base C45HM 	6.7	1.1	1.2	5750
Vigas auxil. de base / Half base beams / Halbräger für fundamentkreuz / Semipoutre de châssis de base / Travi di congiunzi di congiunzione 	4.4	0.3	0.55	220x2



40" HC x 3 - HBG 39.7 mt



x 2 - HBG 24 mt



DECLINAMOS TODA RESPONSABILIDAD DERIVADA DE LA INFORMACION PROPORCIONADA.
 This information is supplied without liability.
 Sämtliche Angaben erfolgen ohne Gewähr.
 Ces renseignements sont sans garantie.
 Le indicazioni contenute si intendono salvo errori ed omissioni.

ESPECIFICACIONES SUJETAS A MODIFICACIONES SIN PREVIO AVISO.
 Specifications subject to modification without notice.
 Obiges kann ohne berstaendigung geaendert werden.
 Specifications susceptibles de modification sans avis préalable.
 Specifiche suscettibili di variazioni senza preavviso

MANUFACTURER:

GRUAS SÁEZ, S.L.
 Ctra. de Beniaján, Km. 5
 30570 Beniaján (Murcia) Spain
 Tel. (+34) 968 10 28 84

info@gruassaez.com
 www.gruassaez.com